





Preparation guidelines for Zirlux crowns and bridges are similar to the guidelines clinicians use for all-ceramic restorations. General preparation guidelines for Zirlux zirconia include the following:

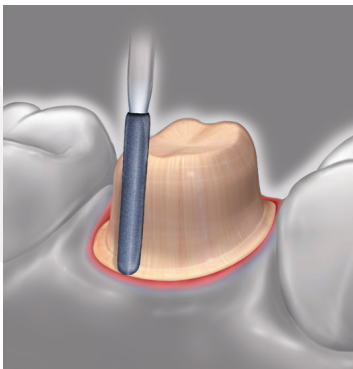
-  Preparation should follow the anatomy of the tooth, providing at least the minimum thickness required for the respective restoration (see Minimum Zirconia Thickness to the right). Axial and occlusal reduction of 1.0mm is considered ideal for full-contour zirconia restorations.
-  A definitive finish line (i.e., shoulder with rounded internal line angles or chamfer margin) is recommended. Feather-edge preparations are acceptable for Zirlux restorations.
-  All sharp edges and line angles should be rounded.
-  Avoid undercuts, 90-degree shoulders, and gutter preparations.

### Minimum Zirconia Thickness—Bridges

Anterior	3-Unit	4+ units	Cantilever with 1 pontic
Axial	0.5mm	0.7mm	0.7mm
Incisal/Occlusal	0.5mm	0.7mm	1.0mm
Connector Dimensions	7mm <sup>2</sup>	9mm <sup>2</sup>	12mm <sup>2</sup>
Posterior	3-Unit	4+ units	Cantilever with 1 pontic
Axial	0.5mm	0.7mm	0.7mm
Incisal/Occlusal	0.5mm	1.0mm	1.0mm
Connector Dimensions	9mm <sup>2</sup>	12mm <sup>2</sup>	12mm <sup>2</sup>

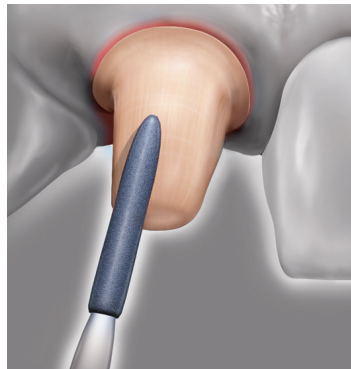
### Minimum Zirconia Thickness—Crowns

Anterior/Posterior	Crowns
Axial	0.5mm
Incisal/Occlusal	0.5mm



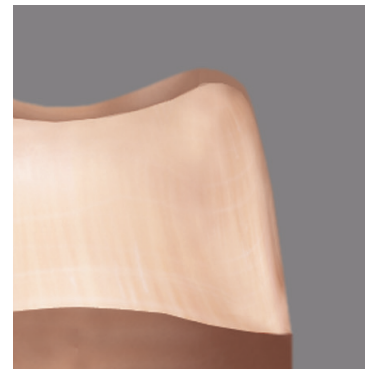
#### Ideal Chamfer Margins—Posterior

Occlusal reduction of 1.0mm ideal; 0.5mm is the minimum.  
Rounded internal line angles.  
Taper between 4 and 8 degrees.  
Axial reduction of 0.5mm to 1.5mm.  
Reduction of 0.5mm at the gingival margin.



#### Ideal Chamfer Margins—Anterior

Chamfer/shoulder preparation or feather edge.  
Rounded internal line angles.  
Incisal reduction of 0.5mm to 1.5mm.  
Axial reduction of 0.5mm to 1.5mm.  
Reduction of at least 0.5mm at the gingival margin.



#### Feather-Edge Margin

Feather-edge margin of greater than or equal to 0.5mm gingival reduction.